


You need to open V46.11 cover to solder JTAG wires in the Ecu PCB. Please connect as described below

[ATTENTION]

Please use the JTAG Module with the rainbow ribbon for this Ecu. MPC5XX module is NOT suitable for this wiring!




Pins Description

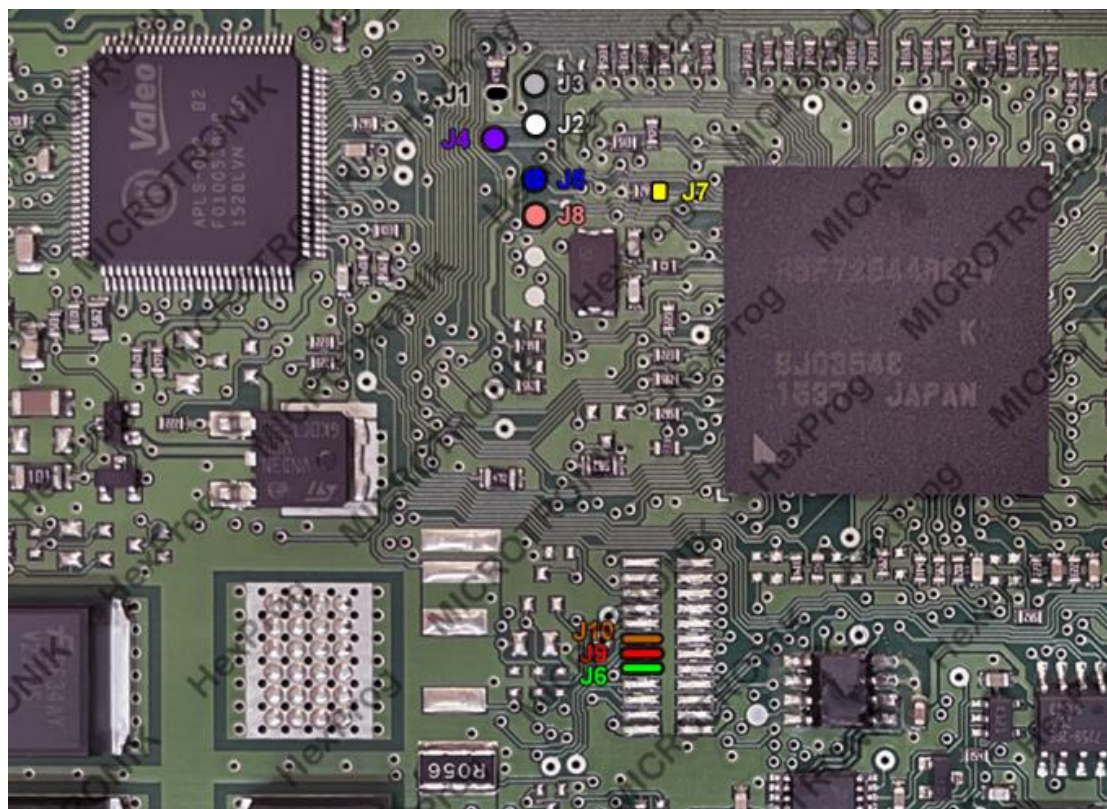
- Block3-Pin 19: Power Supply 12-14V
- Block3-Pin 4: Ground
- Block3-Pin 5: Power Supply 12-14V

Internal Wiring

Connect HexProg signals wires to V46.11 board as shown below



Peugeot-V46.11-Inside



Peugeot-V46.11-Boot-Location